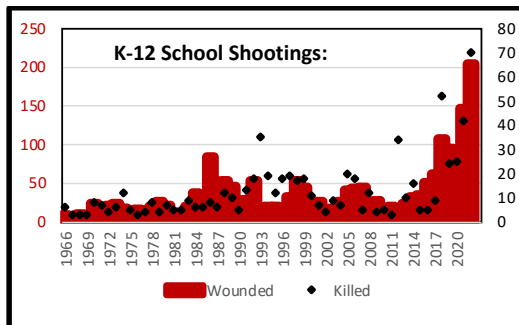


**K-12 School Shootings in the United States: 1966-2022**

By: Rachel Housden

K-12 school shootings have emerged as a major public concern in contemporary American society. Between the years 1966-2022, an estimated 2,260 incidents of K-12 school shootings occurred in the U.S. (Reidman 2023). This stat sheet examines trends over time in injuries and fatalities from these incidents, the characteristics of the offender, and the resolution of these incidents.

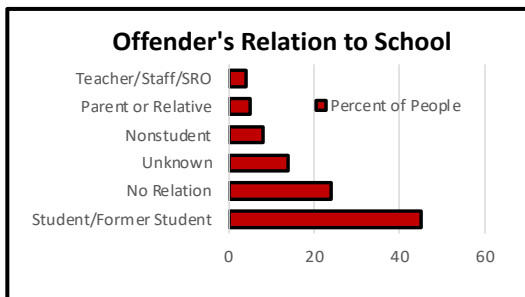
**Key Stats**



Source: Riedman, David (2023). K-12 School Shooting Database.

**More people are wounded from school shootings than killed (Figure 1)**

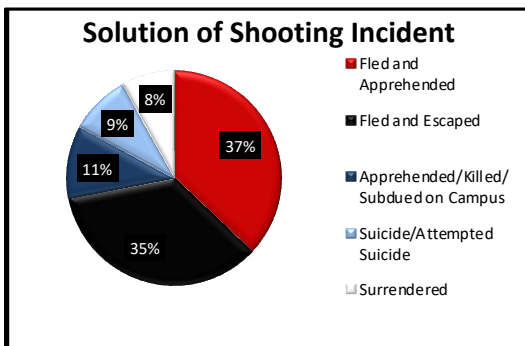
K-12 school shootings resulted in 1,964 persons wounded and 721 fatalities between the years 1966-2022. In most years, persons wounded were double the number of fatalities. Both injuries and deaths have shown a sharper increase since 2016.



Source: Riedman, David (2023). K-12 School Shooting Database.

**Current and former students represent the most common K-12 school shooter (Figure 2)**

Across the 56-year period (1966-2022), current and former students represented nearly half (45%) of the school shooters. Persons with no relationship to the school (24%) were the 2<sup>nd</sup> most common profile of offenders. Teachers are rarely the shooter in these incidents (1%).



Source: Riedman, David (2023). K-12 School Shooting Database.

**The majority of K-12 school shooters fled the scene of the incident (Figure 3)**

Most shooters (72%) fled the school and were either apprehended or escaped. The least likely solutions to an incident were the shooter surrendering (8%) or the shooter attempting or committing suicide (9%).

## School Shooting Trends

Schools have long been considered a safe place for kids to attend. However, in recent years there has been an increase in gun violence on school campuses and an increase in school shooting incidents. There have been at least 2,260 K-12 school shooting incidents since 1966, with the number continuing to grow almost every week (Riedman, 2023). This has led to 1,964 victims wounded and 721 victims killed (Riedman, 2023). School shootings are committed by a variety of people that includes students and teachers, but also can involve people who have no relation to the school. Most of these school shooters are caught and apprehended, but some escape and others are either killed or commit suicide. The sharp increase in shootings in recent years may be due to the return from the COVID-19 pandemic and a broader scope for recording shooting events.

### Data Source

The data used in this stat sheet were drawn from the K-12 School Shooting Database. This database includes all K-12 school shootings where a gun was either brandished or fired, or if a bullet hit school property (Riedman, 2023). This includes shootings that occur at any time of day and any day of the week. This allows for all gun violence on school grounds to be captured, instead of just shootings that occur during school hours. For this Stat Sheet, the time range of this dataset is from 1966-2022. A limitation of this dataset is that it cannot capture all gun violence, as some schools may not report a shooting on campus or if it was after school hours, this incident may not be counted as a school shooting.

### Figure 1 Notes

Figure 1 is on a dual axis with the axis in red representing wounded and the axis in black representing killed.

### References

Riedman, David (2023). K-12 School Shooting Database.

## Figure 2 Notes

Below is a breakdown of the percent for each relation to the school from Figure 2. This chart separates out many of the relations to the school into different categories.

Relation	Percent
Student	41.3
No Relation	23.9
Unknown	13.6
Nonstudent Using Athletic Facilities	5.7
Former Student	3.7
Parent	2.7
Police Officer/SRO	2.2
Nonstudent	1.5
Rival School Student	1.4
Intimate Relationship	1.3
Relative	1.2
Other Staff	.8
Teacher	.6

## Figure 3 Notes

Below is a breakdown of the actual number of cases for each solution to the incident. This chart also separates out solutions into more categories.

Solution of Incident	Number
Fled/Apprehended	887
Fled/Escaped	822
Suicide/Attempted Suicide	202
Surrendered	182
Apprehended/Killed by Law Enforcement	168
Apprehended/Killed by SRO	45
Subdued by Students/Staff/Other	43
Apprehended/Killed by Other	10